

BEAUTIFIL II: GINGIVA CUSTOM SHADE GUIDE



Gingival recession causes not only aesthetic problems. The consequences may include gingivitis, periodontitis and hypersensitivity. The data from U.S. National Survey indicates that nearly 90% of seniors (age>65) and 50% of adults (age 18-64) exhibit a form of gingival recession. Whereas the management can include surgical treatment options, when indicated, replacing the missing gingival tissue with composite resin can provide dental practitioners with a clinically-viable modality that can be applied to varying presentations of the problem.

Highly filled (83 wt%), bioactive nanohybrid resin composite with enhanced handling properties and clinically-proven Giomer chemistry, Beautiful II Gingiva, provides general dentists with the means to optically improve gingival aesthetics in the operator, thus simplifying and reducing the time and cost of a treatment.

HOW TO USE THE SHADE GUIDE






Beautiful II Gingiva Custom Shade Guide incorporates a set of five (5) molds corresponding to each gingiva shade—dark pink, light pink, violet, brown and orange, two (2) spare molds, one (1) ring holder, one (1) Gingiva Custom Shade DFU, and one (1) clear plastic packaging. To use the shade guide:

1. Remove the mold from the ring holder.
2. Fill the mold with Beautiful II Gingiva resin paste using an appropriate instrument.
3. Flatten the surface and remove excess paste.
4. Polymerize the surface for 40 seconds (Halogen or LED light).
5. Trim side resin flashes, as needed.

CLEANING METHOD

Wash molds with soap and water. Wipe with a cotton swab soaked in an alcohol solution. Do not autoclave or dry heat molds as they will melt. Do not immerse molds in alcohol solutions as they may crack or discolor.












PALETTE OF ENAMEL SHADES

	G-Dark Pink	G-Light Pink	G-Brown	G-Orange	G-Violet
2.5g					
PN	Y2257	Y2256	Y2259	Y2260	Y2258

Five gingival shades of Beautiful II, dark pink, light pink, violet, brown and orange, can be coalesced to custom shade-match any type of soft-tissue topography. Using appropriate instruments, an adhesive technique and adequate moisture-control, and a light-curing device, the material can be predictably bonded to dentin, enamel, ceramics and metal substrates. Optimal viscosity of Beautiful II Gingiva facilitates simplified modeling with standard shaping tools or freehand modeling for a more creative approach.

CONTINUED

BUILD-UP GUIDE FOR CLASS V RESTORATIONS WITH GINGIVAL SHADES, WITH/WITHOUT SULCUS

Tooth Preparation	Flowable Layer 	Layer 1 	Layer 2 	Layer 3 	Sulcus Development & Characterization 
					

SCAN QR CODE
FOR GINGIVA VIDEO

